

Going Rural – Opportunities in Rural Healthcare Virtual Platform Tutorial

The event will take place at our virtual space on the Gather.town platform. Imagine if a conference were in a video game!

Joining the venue

Link to venue: <https://app.gather.town/app/O1aLxgAQ0sTrxTD7/Going%20Rural%202026>

- You **do not** need to sign in or create an account.
- **Tip:** Access the event on a computer. Navigating the platform on mobile can be difficult.

To leave: close the tab on your browser. Use the link to rejoin anytime.

Creating your avatar

You will first be prompted to create an avatar.

- Enter your name (last name not required)
- Click “edit” to customize your avatar.

Avatar Rules:



- **No drum accessory:** Exhibitors’ avatars will have the drum accessory.
- **No graduation caps:** Panelists’ avatars will be wearing graduation caps.
- **No witch hats:** The event staff will be wearing witch hats.



Click on Join when you are done to go to the event space.

- Give Gather.town permission to use your mic and camera.


Navigating the Event

Move your avatar to get to the different event sessions, video chat with other attendees, visit virtual booths, and interact with objects.

Moving your avatar

- **Move by** using the arrow keys on your keyboard OR double click where you want to go.
- **Zoom in/out by** scrolling with your mouse wheel OR pressing Cntrl +/- on your keyboard OR pinching to zoom on a laptop mouse trackpad.

Interacting with objects




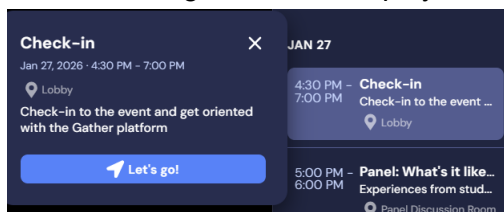
- **To interact:** walk up to an object, when it glows yellow press the “X” key, or if you are on mobile, tap the preview that pops up.
- **To stop interacting** and return to the venue: press the “Esc” key OR click (tap if you are on mobile) the “x” button on the top right of the preview.

Wayfinding, Announcements, Schedule

Find the following on the **toolbar** at the bottom right of the screen.



- **Announcements icon:** view announcements from the event staff.
- **Schedule icon:** Shows session times and locations.
- **To find where a session is being held,** click on the schedule icon, then the session’s name. Clicking “Let’s Go” displays a black line that you can follow to get to the session.




Communicating on Gather: Video Chat, Messaging Feature

Virtually communicate with attendees and exhibitors via video chat or instant messaging.

Video chat

Your video and audio will automatically connect to nearby participants.

- Turn your camera off/on: use the icons at the bottom left corner of the screen.



To video chat

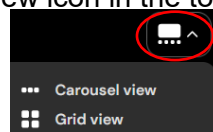
1. Turn your camera and mic on
2. Move your avatar close to the avatar of the person you wish to video chat with.
3. When you are close enough, your audio and video will automatically connect to theirs:
 - a. They will be able to see and hear you.
 - b. You will be able to see and hear them **ONLY IF THEIR VIDEO/AUDIO IS ON.**

Tip: Keep your camera and mic off until you are ready to talk to someone. Otherwise your audio and video will automatically connect to ALL nearby users.

- **Video view options**



- **Full screen mode:** Mouse over the video of yourself (bottom left of screen) and click on the maximize video icon. Click it again to get out of full screen.
- **Carousel and grid view:** Click on the view icon in the top right of the screen (circled in the screenshot)



Messaging Feature

View/send messages to specific people, people nearby, or to the entire room.



- Click on the **chat icon** on the toolbar at the bottom right of the screen.

Locating attendees

To view attendees: Click on the **people icon** on the toolbar at the bottom right of the screen.



Click on a person's name to:

- **Locate a person:** click "Locate on map" to view a path to that person.
- Click "Follow" to have your avatar automatically go theirs.

Leaving the Event

- Close the tab on your browser.
- Use the same link to rejoin anytime.



Getting Help and Troubleshooting

Technical difficulties with Gather.town?

- Refresh the page
- Close event tab and use the link to rejoin
- Respawn (click on your name and select "Respawn")

Get assistance during the event:

- Visit [Gather.town's tech support page](#)
- Visit the help desk to talk to the event staff
- Find anyone with a green witch hat whose name includes "Event Staff"

Contact us: e.mentoring@ubc.ca